

DS-MP5604N Series Mobile Video Recorder

HIKVISION®



H.265



G-Sensor



Gyro



Anti-Vibration



Wide Voltage



GPS



Temperature Resistance



PoE



Key Feature

- 4-ch IP cameras connectable via PoE interfaces, and 4-ch IP cameras extendable via PoE switch.
- Up to 4 MP resolution of H.264/H.265 compression for each IP camera.
- Two pluggable 2.5-inch HDDs/SSDs, adopting hard disk vibration damping technology.
- Stores videos that have dropped frame in SD card when HDDs/SSDs are damaged.
- User-friendly GUI providing easy and flexible operations.
- Pluggable 3G/4G module and Wi-Fi module providing flexible data transmission solutions.
- Built-in GPS module precisely positioning the vehicle via the satellite and recording the location information in the video stream.
- Pluggable dummy HDD for HDD with up to 2 TB capacity.
- Information collection interfaces collecting driving information such as left/right turn, braking, reversing, etc.
- Specialized aviation connectors ensuring signal stability.
- Shutdown delay (0 h to 6 h) and 24-hour scheduled startup/shutdown.
- Battery protection avoids vehicle from running out of battery.
- Wide-range power input (+9 VDC to +32 VDC).
- Power-off protection prevents key data loss.
- Software-based firewall supported.
- Connectable to PTZ camera and PTZ control is supported.
- Supports accessing via WEB browser.

Available Model

DS-MP5604N

DS-MP5604N + DS-MP1460/GW (supports 3G dialling)

DS-MP5604N + DS-MP1460/GLF (supports 4G dialling)

DS-MP5604N + DS-MP1460/GW/WI58 (supports 3G dialling and 5.8G Wi-Fi)

DS-MP5604N + DS-MP1460/GLF/WI58 (supports 4G dialling and 5.8G Wi-Fi)

* 3G/4G and Wi-Fi functions are supported only when DS-MP1460 Mobile Wireless Component is equipped with DS-MP5604N.

Packing List

Description	Quantity	Picture	Note
Fuse	2		10 A
Power cord	1		300 mm
Key	1		
Remote control	1		
Alarm line	1		300 mm
RS-232 line	1		300 mm
Switching line of 6-pin connector to RJ45 interface	1		400 mm
Extension cable	1		300 mm
Screwdriver	1		
GPS antenna	1		5 m

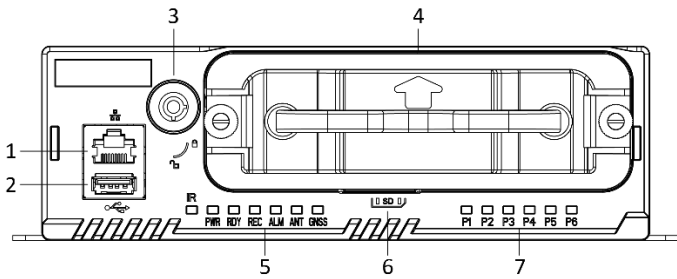
Specification

System	
Operating System	Embedded Linux
Video/Audio Input	
IP Camera	8-ch IP cameras inputs. 4-ch connected via PoE interfaces and 4-ch extendable via PoE switch.
Two-way Audio	1, integrated in EXT.DEV interface
Video/Audio Output	
Video Output	Main output: 1, integrated in EXT.DEV interface VGA: 1
Audio Output	1, integrated in AVOUT of EXT.DEV interface
Encoding/Decoding Parameter	
Video Compression	H.264/H.265
Encoding Resolution	Main stream: 4 MP/3 MP/1080p/720p/WD1/4CIF Sub-stream: 720P/4CIF/2CIF/CIF
Frame Rate	PAL: 1 to 25 fps; NTSC: 1 to 30 fps
Audio Compression	G.711/G.722.1
Stream Type	Video, Video & Audio
Storage	
HDD/SSD	2 × 2.5 inch HDD/SSD, up to 2 TB for each HDD/SSD A dummy HDD with USB 3.0 interface
SD Card	1 × SD card, up to 256 GB
Wireless Network	
3G/4G Dialing	Optional. WCDMA/TDD-LTE/FDD-LTE modules are supported. 1 × 3G/4G card slot, 1 × Rosenberger antenna
Wi-Fi	Optional. 802.11B/G/N and 802.11AC are selectable. 1 antenna is needed for 802.11B/G/N module. 2 antennas are needed for 802.11AC module
Positioning	
GNSS (Global Navigation Satellite System)	GPS (Global Positioning System) & GLONASS (Global Navigation Satellite System), 1 × Rosenberger antenna
PoE	
PoE Interface	4 × RJ45 PoE interface
Max. Consumption	45 W
External Interface	
Network Interface	1 × 10M/100M RJ45 Ethernet interface 1 × 10M/100M M12 6-pin aviation connector (Non-PoE)

Serial Port	1 × RS-232, 1 × RS-422 (integrated in EXT.DEV interface)
USB Interface	Front panel: 1 × USB 2.0 Rear panel: 1 × USB 2.0 (5-pin aviation connector)
Sensor-In	4 high/low level signal inputs Note: high level (6 to 36 VDC), low level (0 to 4 VDC)
Alarm Input	4 high/low level signal inputs, 1 pulse signal input, 1 BUTTON input Note: high level (6 to 36 VDC), low level (0 to 4 VDC)
Alarm Output	2 relay signal outputs Note: high level (6 to 36 VDC), low level (0 to 5 VDC)
G-Sensor	Built-in G-Sensor & Gyro
General	
Operating Method	Mouse, IR remote control, Web control, and touchscreen
Power Supply	9 to 32 VDC
Consumption	Standby: ≤ 0.5 W Full load: ≤ 45 W Note: Without peripheral and storage media ≤ 20 W
Working Temperature	Device that provides dummy HDD with heating function: -30 °C to +60 °C (-22 °F to +140 °F) Other devices: -10 °C to +60 °C (+14 °F to +140 °F)
Working Humidity	10% to 95%
Dimension (W × D × H)	206 × 219 × 60 mm (8.1 × 8.62 × 2.36 inch)
Weight (Without Storage Media)	1.6 kg (3.5 lb)
Certification	CE/FCC/Emark/EN50155/CB/EN45545-2/ROHS 2.0/WEEE/REACH/ISO-7637-2/MIL-STD-810G

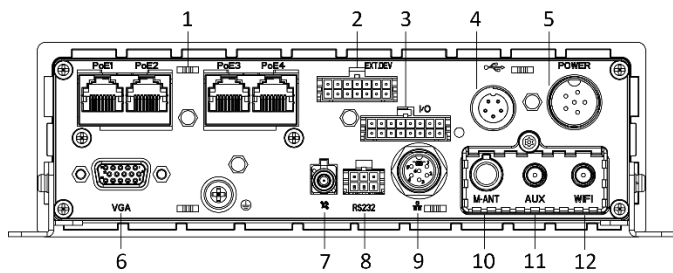
Physical Interface

Front Panel

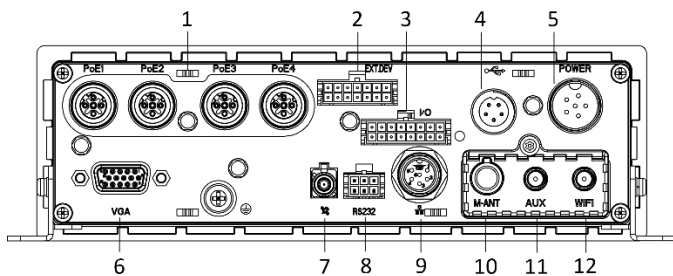


No.	Name	No.	Name
1	10M/100M RJ45 Ethernet interface	5	PWR: Power indicator RDY: Ready indicator REC: Record indicator ALM: Alarm indicator ANT: Dialing indicator GNSS: Positioning indicator
2	USB 2.0 interface	6	SD card slot
3	Dummy HDD/SSD lock	7	P1 to P4: Video input connector indicator P5: Video input of 6-pin aviation connector indicator P6: Front panel network interface status indicator
4	Dummy HDD/SSD		

Rear Panel (RJ45)



Rear Panel (M12)

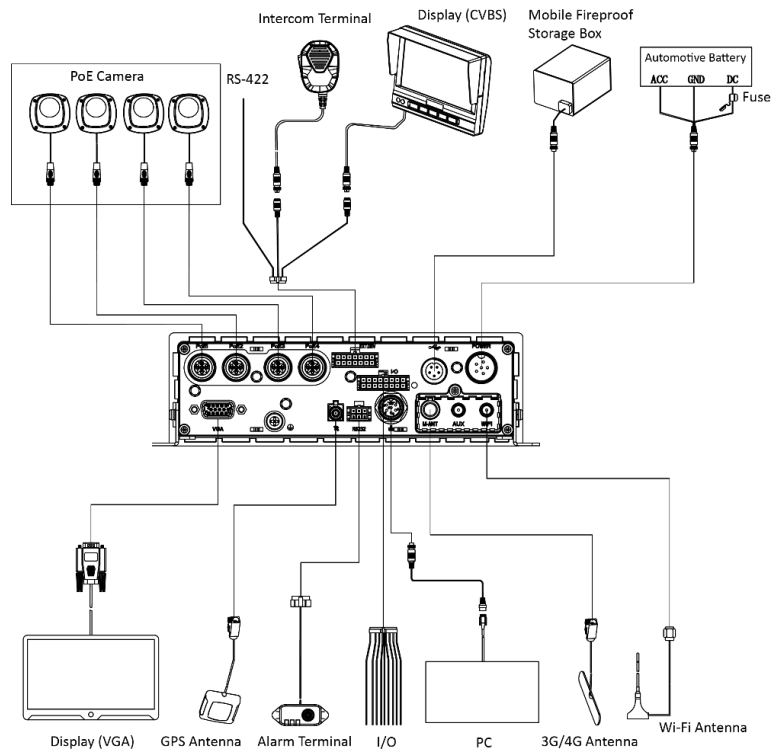


No.	Name	No.	Name
1	Network camera inputs	7	Satellite positioning antenna interface

2	RS-422 communication interface, two-way audio interface, and CVBS video output	8	RS-232 (for debugging)
3	Alarm in, alarm out, and sensor-in	9	10M/100M M12 6-pin aviation network connector
4	USB 2.0 of 5-pin aviation connector	10	3G/4G dialing antenna interface
5	Power supply	11	Auxiliary Wi-Fi antenna interface
6	VGA video output interface	12	Wi-Fi antenna interface

Peripheral Connection

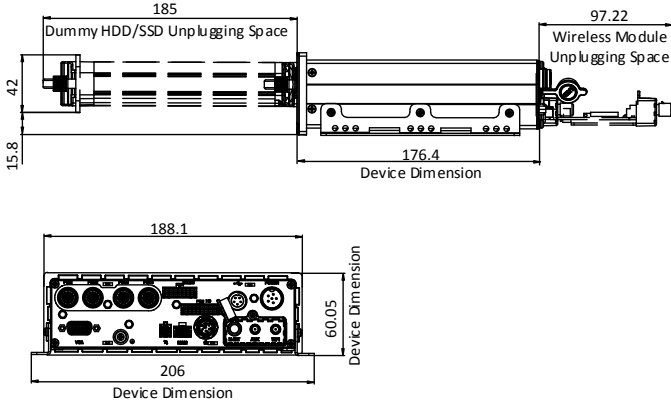
* Here we take example of M12 series.





Dimension

* Here we take example of M12 series.



Unit: mm

Distributed by



Headquarters

No.555 Qianmo Road, Binjiang District,
Hangzhou 310051, China
T +86-571-8807-5998
overseasbusiness@hikvision.com

Hikvision USA
T +1-909-895-0400
sales.usa@hikvision.com

Hikvision Australia
T +61-2-8599-4233
salesau@hikvision.com

Hikvision India
T +91-22-28469900
sales@pramahikvision.com

Hikvision Canada
T +1-866-200-6690
sales.canada@hikvision.com

Hikvision Thailand
T +662-275-9949
sales.thailand@hikvision.com

Hikvision Europe
T +31-23-5542770
sales.eu@hikvision.com

Hikvision Italy
T +39-0438-6902
info.it@hikvision.com

Hikvision Brazil
T +55 11 3318-0050
Latam.support@hikvision.com

Hikvision Turkey
T +90 [216]521 7070- 7074
sales.tr@hikvision.com

Hikvision Malaysia
T +601-7652-2413
sales.my@hikvision.com

Hikvision UK & Ireland
T +01628-902140
sales.uk@hikvision.com

Hikvision South Africa
Tel: +27 (10) 0351172
sale.africa@hikvision.com

Hikvision France
T +33[0]1-85-330-450
info.fr@hikvision.com

Hikvision Kazakhstan
T +90-727-9730667
nikia.panfilov@hikvision.ru

Hikvision Vietnam
T +84-974270888
sales.vt@hikvision.com

Hikvision UAE
T +971-4-4432090
salesme@hikvision.com

Hikvision Singapore
T +65-6684-4718
sg@hikvision.com

Hikvision Spain
T +34-91-737-16-55
info.es@hikvision.com

Hikvision Tashkent
T +99-87-1238-9438
uzb@hikvision.ru

Hikvision Hong Kong
T +852-2151-1761
info.hk@hikvision.com

Hikvision Russia
T +7-495-669-67-99
saleru@hikvision.com

Hikvision Korea
T +82-[0]31-731-8817
sales.korea@hikvision.com

Hikvision Poland
T +48-22-460-01-50
info.pl@hikvision.com

Hikvision Indonesia
T +62-21-2933759
Sales.Indonesia@hikvision.com

Hikvision Colombia
sales.colombia@hikvision.com