
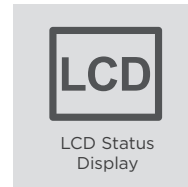

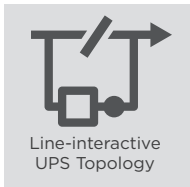


VP700E(I)LCD/VP1000E(I)LCD  
VP1200E(I)LCD/VP1600E(I)LCD



### TOWER UPS WITH LCD DISPLAY FOR PROFESSIONAL USAGES



### The GreenPower UPS providing reliable battery backup and data line protection with high-speed transmission for home and office

Ideal for home, SOHO office, office and back office applications, the Value Pro Series adopts line-interactive topology with Automatic Voltage Regulation (AVR) function to offer stabilized AC power output. The products provide multifunctional LCD readout to display clear power and battery conditions. The data line protection with high-speed transmission safeguards phones, network and communication equipment against surge/spike as well as supply 1Gbps speed to transmit data. The products' power management software achieves real-time monitoring and configuration.

#### APPLICATION

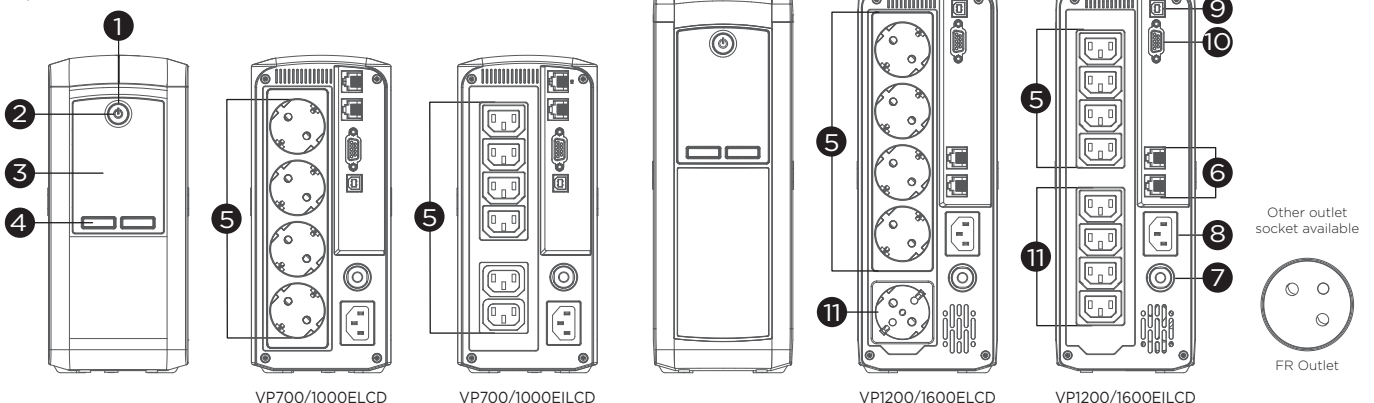
- Home
- Office
- SOHO Office
- Back Office

#### SERIES FEATURES

- Line-interactive UPS Topology
- Automatic Voltage Regulation (AVR)
- Surge and Spike Protection
- LCD Status Display
- Tower Form Factor
- Energy Saving Technology
- Overload Protection
- High-Speed Ethernet Data Transmission
- PowerPanel® Management Software

#### PRODUCT CALLOUTS

- 1 . Power On Indicator
- 2 . Power On/Off Switch
- 3 . LCD Display Panel
- 4 . Function Button(s)
- 5 . Battery Backup & Surge Protected Outlets
- 6 . Communication Protection Ports RJ11/RJ45
- 7 . Input Circuit Breaker
- 8 . AC Inlet
- 9 . USB Port
- 10 . Serial Port
- 11 . Surge Protected Outlet(s)





## TECHNICAL SPECIFICATIONS

Model Name	VP700E(I)LCD	VP1000E(I)LCD	VP1200E(I)LCD	VP1600E(I)LCD
<b>General</b>				
UPS Topology	Line-interactive	Line-interactive	Line-interactive	Line-interactive
Energy Saving Technology	GreenPower UPS™ Bypass Technology			
<b>Input</b>				
Nominal Input Voltage (Vac)	230 ± 10%	230 ± 10%	230 ± 10%	230 ± 10%
Input Voltage Range (Vac)	167 - 295	167 - 295	167 - 295	167 - 295
Input Frequency (Hz)	50 ± 5, 60 ± 5	50 ± 5, 60 ± 5	50 ± 5, 60 ± 5	50 ± 5, 60 ± 5
Rated Input Current (A)	3.04	4.35	5.2	6.96
Input Connector Type	IEC C14	IEC C14	IEC C14	IEC C14
<b>Output</b>				
Capacity (VA)	700	1000	1200	1600
Capacity (Watts)	390	550	720	960
On Battery Waveform	Simulated Sine Wave	Simulated Sine Wave	Simulated Sine Wave	Simulated Sine Wave
On Battery Voltage(s) (Vac)	230 ± 10%	230 ± 10%	230 ± 10%	230 ± 10%
On Battery Frequency (Hz)	50 ± 1%, 60 ± 1%	50 ± 1%, 60 ± 1%	50 ± 1%, 60 ± 1%	50 ± 1%, 60 ± 1%
Automatic Voltage Regulation (AVR)	Single Boost, Single Buck	Single Boost, Single Buck	Single Boost, Single Buck	Single Boost, Single Buck
Overload Protection	Circuit Breaker	Circuit Breaker	Circuit Breaker	Circuit Breaker
Outlet(s) - Total	4 [Schuko/FR] or 6 [IEC]	4 [Schuko/FR] or 6 [IEC]	5 [Schuko/FR] or 8 [IEC]	5 [Schuko/FR] or 8 [IEC]
Outlet Type	Schuko x 4 or FR x 4 or IEC x 6	Schuko x 4 or FR x 4 or IEC x 6	Schuko x 5 or FR x 5 or IEC x 8	Schuko x 5 or FR x 5 or IEC x 8
Outlet(s) - Battery & Surge Protected	4 [Schuko/FR] or 6 [IEC]	4 [Schuko/FR] or 6 [IEC]	4 [Schuko/FR] or 4 [IEC]	4 [Schuko/FR] or 4 [IEC]
Outlet(s) - Surge-Only Protected	-	-	1 [Schuko/FR] or 4 [IEC]	1 [Schuko/FR] or 4 [IEC]
Typical Transfer Time (ms)	4	4	4	4
<b>Battery</b>				
Runtime at Half Load (min)	10	9	12	11
Runtime at Full Load (min)	1	1	4	2
Typical Recharge Time (Hours)	8	8	8	8
User-replaceable	No	No	No	No
Battery Type	Sealed Lead-acid	Sealed Lead-acid	Sealed Lead-acid	Sealed Lead-acid
<b>Surge Protection &amp; Filtering</b>				
Surge Suppression (Joules)	450	450	450	450
EMI/RFI Filtration	Yes	Yes	Yes	Yes
Phone/Network Protection RJ11/RJ45 (Combo)	1-in, 1-out	1-in, 1-out	1-in, 1-out	1-in, 1-out
<b>Management &amp; Communications</b>				
LCD Panel	Yes	Yes	Yes	Yes
LED Indicators	Power On	Power On	Power On	Power On
HID Compliant USB Port(s)	1	1	1	1
Serial Port	RS232	RS232	RS232	RS232
Audible Alarms	Battery Mode, Low Battery, Overload, UPS Fault			
Power Management Software	PowerPanel® Personal	PowerPanel® Personal	PowerPanel® Personal	PowerPanel® Personal
<b>Physical</b>				
Form Factor	Tower	Tower	Tower	Tower
<b>Physical Size - UPS Module</b>				
Dimensions (WxHxD) (mm.)	100 x 227 x 260	100 x 227 x 260	100 x 281 x 355	100 x 281 x 355
Weight (kg.)	5.14	6.23	9.62	10.42
<b>Environmental</b>				
Operating Temperature (°C)	0 - 40	0 - 40	0 - 40	0 - 40
Operating Relative Humidity (Non-condensing) (%)	0 - 90	0 - 90	0 - 90	0 - 90
Online Thermal Dissipation (BTU/hr)	9.5	23.9	74	68
<b>Certifications</b>				
Certifications*	CE, EAC	CE, EAC	CE, EAC	CE, EAC
RoHS	Yes	Yes	Yes	Yes

\*Certifications may vary according to different regions. Visit [www.cyberpower.com](http://www.cyberpower.com) for more information.  
#All specifications are subject to change without notice.