

# rayLUX 100

## DIRECTIONAL WHITE-LIGHT

High Performance White-Light LED illuminators provide class leading performance, long life, energy efficiency and zero maintenance. They incorporate the very latest surface mount LED's to deliver excellent optical output and outstanding reliability, providing even illumination and excellent night time images for surveillance cameras and general area lighting.

The unique Adaptive Illumination™ concept provides the flexibility to alter the angle of illumination on site to suit the required lighting specification. The RAYLUX 100 provides a world class 'White-Light' output of 110lm/W at the LED source, and an independently tested luminaire output of 3100 lm.

Each unit is fitted with Active LED Life Control to carefully control LED output, delivering consistent illumination power and a projected working life of 10 years.

RAYLUX illuminators are supplied with bracket and power supply. Control features on the power supply include adjustable power output, photocell and telemetry control. RAYLUX 100 is designed for low light installations up to 120m (394ft).



## POWERFUL

- Quick Start
- **PLATINUM**® LED technology
- High Power - Low Running Costs

## FLEXIBLE

- Adaptive Illumination™
- Various angles (10° to 180°)
- Fully Controllable Power Supply

## RELIABLE

- 10 year life
- Active LED Life Control
- Vandal resistant

## CONTROLLED

- Excellent Colour Rendition
- Even Output Illumination
- Low running costs

### ADAPTIVE ILLUMINATION™:




Narrow Angle



Wide Angle

### WHITE-LIGHT IN USE:



White-Light off



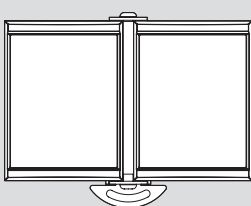
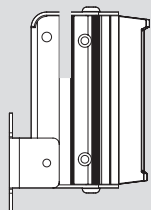
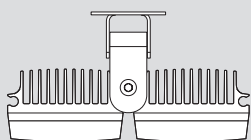
White-Light on

## APPLICATIONS



rayTEC®

# TECHNICAL SPECIFICATIONS



## ILLUMINATOR

**Lumens:** Source 110 per watt  
 lm/w – luminaire 50lm/w

**Total lumens\*:** 3,100 per luminaire

**Max Distance:** up to 120m (394ft)

**Angle:** Various - See Part Codes

**Optics:** SMT LED's

**Consumption:** 50W max

**Voltage:** 14V current controlled

**Colour Temperature\*\*:** 6500k

**Colour**

**Reproduction Index\*\*:** 74-80+

**Weight:** 2.5kg (5.5lbs)

**Environmental:** IP66

**Temp Range:** -50 to +50°C (-58 to 122°F)

**Cable Length:** 2.5m

**Colour:** Silver

**Wavelength:** White-Light

**Dimensions:** 210 x 150 x 65mm  
 8" x 6" x 3" approx

## BRACKETRY

U Bracket and Adaptive Illumination bracket included.  
 Optional pole mount and wall mount brackets available

## POWER SUPPLY

**Input:** Universal 100-230V AC auto-sensing

**Output:** 50W max

**Temperature:** -50 to +50°C (-58 to 122°F)

**Weight:** 1.5kg (3.3lbs)

**Dimensions:** 160mm x 160mm x 90mm  
 6" x 6" x 4" approx

### Standard PSU (included)

Adjustable photocell  
 Adjustable power output for IR  
 Telemetry Control

### Optional Upgrade: PRO Series PSU

PRO series PSU with optional PRO IQ and PRO Pulse plug-in modules provides user defined multi-function settings and remote control. In addition to photocell following contact and 12V DC output, PRO series features: Ecologic energy saving setting, Perma-Light consistent power setting, remote dim and boost, as well as deterrent, pulse and timer functions.

\* Lumen output depends upon final lens selection. Lumen output shown based on average between 10 and 50 degree angles.

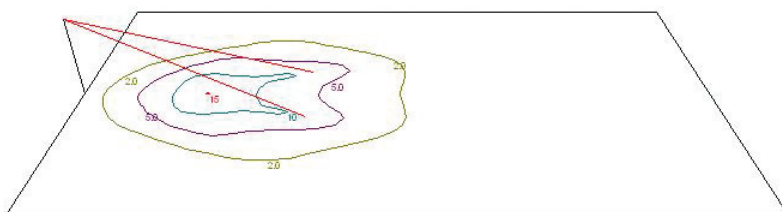
\*\* Cool White as standard - Warm White options available. CRI published reflects range between Cool and Warm White.

## 5 YEAR WARRANTY

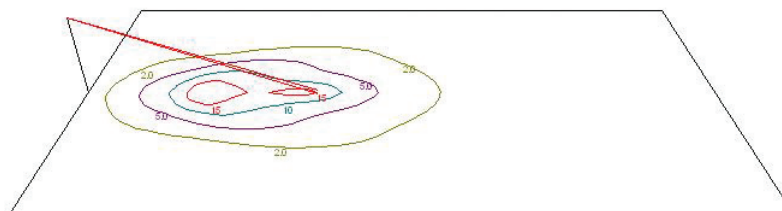
All Raytec CCTV illuminators are provided with a 5 year warranty, unmatched anywhere in the CCTV lighting industry. Raytec illuminators provide guaranteed long life!



## Examples of PHOTOMETRIC DIAGRAMS for RL100 (Full photometry available)



Area 25m x 45m  
 6m mounting height  
 RL100-AI-50 shown at a 70° setting



Area 25m x 45m  
 6m mounting height  
 RL100-AI-50 shown at a 50° setting

## PART CODES & DISTANCES

			NARROW ANGLE	WIDE ANGLE
RL100-AI-10	RAYLUX 100, 10-20°	AI, white-light + PSU	120m (394ft)	84m (276ft)
RL100-AI-30	RAYLUX 100, 30-60°	AI, white-light + PSU	65m (213ft)	46m (149ft)
RL100-AI-50	RAYLUX 100, 50-100°	AI, white-light + PSU	45m (184ft)	32m (103ft)
RL100-AI-120	RAYLUX 100, 120-180°	AI, white-light + PSU	18m (59ft)	13m (41ft)